



Te Kura

TE AHO O TE KURA POUNAMU
THE CORRESPONDENCE SCHOOL



Cats

Workbook

2012/1

IRO211W






Copyright © 2012 Board of Trustees of Te Aho o Te Kura Pounamu, Private Bag 39992, Wellington Mail Centre, Lower Hutt 5045, New Zealand. All rights reserved. No part of this publication may be reproduced or transmitted in any form or by any means without the written permission of Te Aho o Te Kura Pounamu.

Label the parts of the cat's face shown below.

ears	eyes	nose	whiskers	teeth	tongue
------	------	------	----------	-------	--------



Match the body part to what it does.

Ears

see

Eyes

feel

Nose

hear

Whiskers

grab prey and chew

Teeth

smell

True or false?

Read the sentences. Write **T** (true) or **F** (False) in each box.

1. Cats can point their ears forwards and backwards.
2. Cats have smooth tongues.
3. Cats have soft pads on the bottoms of their feet.
4. All cats are white or black.
5. Cats can smell where other cats have been.

One and more than one

Find the word that means more than one in the Cats booklet for each of the following words:

- Leg _____
- Ear _____
- Tooth _____
- Tail _____
- Nose _____
- Tongue _____
- Whisker _____
- Claw _____
- Foot _____



What are they used for?

Put the number of the body part next to the words that show how they help the cat.



1. Claws



2. Tail



3. Soft pads on feet

Help the cat balance

Help the cat land softly

Help the cat climb

Help the cat groom itself

Help the cat climb and grasp things

Help the cat sneak up quietly on prey

Help the cat defend itself

Write two things that cats use their tongues for.

Which Cat?

Look at the photos of the three cats below. Write a description of two of the cats and read them to someone else. Ask the person to name the cat you have described.



Casey



Maisie



Daisy

Description 1: This cat ...

Name of cat?

Description 2: This cat ...

Name of cat?

Fill in the blanks

When a cat is feeling frightened or aggressive it arches its _____ and puffs out its _____.

Cats make friendly greetings by _____ against someone, by touching _____ or giving _____ butts.

You can tell how a cat feels by the position of its tail.

If the tail is up, the cat is feeling _____.

If the tail is down, the cat is feeling _____.

The position of a cat's ears also help you know how they are feeling.





When a cat is happy and alert, its ears point _____.

When a cat is feeling threatened and ready to fight, its ears point _____.

Rhymes with cat

Write all the words you can think of that rhyme with cat.

Name four sounds that cats make and what they mean:



Word Find

Word meanings:

What word means an animal hunted or caught for food?

p _____

What word means active at night time?

n _____

What word on page 6 means to clean?

g _____

What word on page 11 means happy?

c _____

Find words in the booklet to fill in the blanks for these word sets. The first one is done for you.

hunt	hunted	hunting
rub	rubbed	
	grabbed	grabbing
eat	ate	
chew		chewing
	removed	removing
lick	licked	



About a Cat

If you have a cat, fill in the information form below about it. If you don't have a cat, find someone who has, and write about their cat.

Name of cat: _____

Age of cat: _____

Tomcat or queen? _____

Fur colour: _____

Eye colour: _____

What it eats: _____

What it drinks: _____

Where does it sleep? _____

Write something else about this cat.

Assessment


IRO211W

Learning Intention	No progress	Some progress	Significant progress	Goal achieved
I read the book and learnt some facts about cats.				
I have written a description of a cat.				

Student's comments

Supervisor's comments

Every effort has been made to acknowledge and contact copyright holders.
Te Aho o Te Kura Pounamu apologies for any omissions and welcomes more accurate information.



IRO211W

COVER SHEET

STUDENTS – PLACE STUDENT ADDRESS LABEL BELOW OR WRITE IN YOUR DETAILS.

Full Name _____

ID No. _____

Address _____
(If changed)

AUTHENTICATION STATEMENT

I certify that the assessment work is the original work of the student named above.

Signed _____ Signed _____
(Student) (Supervisor)

FOR SCHOOL USE ONLY

ASSESSMENT