



Teeth

English — Finding facts

ILA107



Learning Outcome

You will use facts to describe animals.

Here are some signs you will see in this resource:



Look.



Talk to your supervisor.



Write or draw.



You will need:


- a pencil or pen
- lined paper
- a mirror
- personal spelling list.

Activity 2 | Hei mahi 2

Learning Intention one

I will read and talk about the facts I know about an animal.

What do you know about this fish?



Tell your supervisor anything you know about sharks.



Read this page with your supervisor.

Here are some things people have found out about sharks.



Sharks swim with their mouths open.
Sharks can smell blood.
Sharks do not have bones.
Sharks have more than one row of teeth.

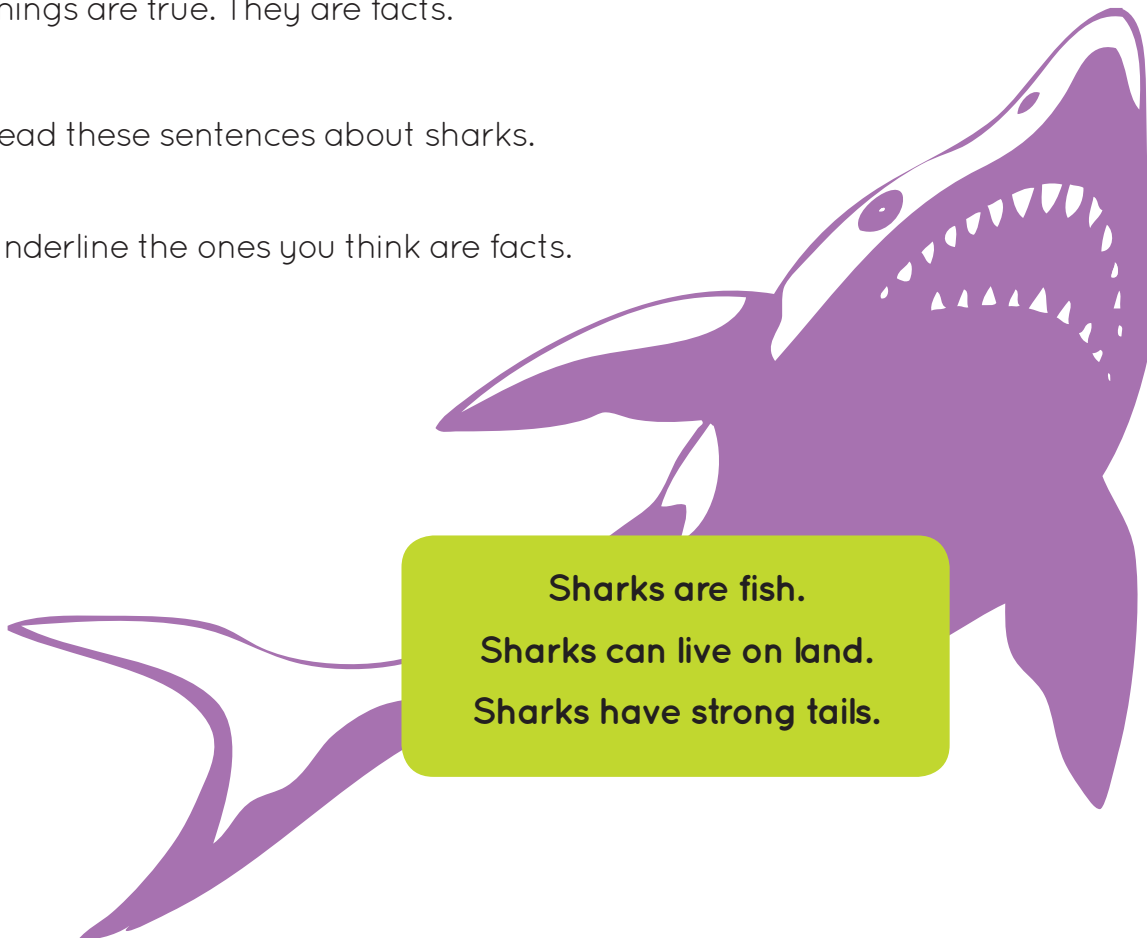
These things are true. They are facts.



Read these sentences about sharks.



Underline the ones you think are facts.




Sharks are fish.
Sharks can live on land.
Sharks have strong tails.

Activity 2 | Hei mahi 2



Look at these pictures of teeth. They are from four different sharks.



Read the words with your supervisor.



Circle the words you think tell about or describe sharks' teeth.

A cloud-shaped graphic containing the following words in colored buttons:


- black
- blunt
- like saws
- flat
- round
- sharp
- pointed
- jagged

Activity 3 | Hei mahi 3



Read these shark facts.

1. **Tiger sharks can grow and lose up to 24 000 teeth in a lifetime.**
2. **Sharks have the most powerful jaws in the world.**



3. **Sharks have to keep swimming or they will sink to the bottom. They keep swimming while they sleep.**
4. **The scales on a shark's skin are like tiny teeth.**
5. **People are more likely to be killed by wasp stings or lightning than by sharks.**

Activity 4 | Hei mahi 4

Learning Intention two

I will write some facts about sharks.

You have read facts about sharks.



Write down two of the facts that you think were the most unusual or interesting.

Write in sentences.

1

Three sets of horizontal dashed lines for writing the first fact.

2

Three sets of horizontal dashed lines for writing the second fact.


Write any other fact you know or can find out about sharks.

Four sets of horizontal dashed lines for writing any other facts.

Activity 5 | Hei mahi 5

Sharks have the right kind of teeth for eating fish and other animals.

A shark caught near Australia had a whole goat, a large turtle, a cat, three birds and a 2 m long shark in its stomach!



People have the right kind of teeth for eating plants and animals.



Look in the mirror at your teeth or look at someone else's. Are your teeth all the same size and shape?

Yes

No

Activity 6 | Hei mahi 6

Learning Intention three

I will read and talk about teeth facts.



Think about what your teeth do.

They bite, tear and chew food.

Biting, tearing and chewing teeth are different sizes and shapes.

Look at the diagram to see the tearing teeth.



Label the biting and chewing teeth.





Count how many teeth you have. Look in the mirror or get someone to help you.



Fill in the boxes.

I have _____ top teeth.

I have _____ bottom teeth.

I have _____ teeth altogether.

Activity 7 | Hei mahi 7



Read these facts with your supervisor.

1. People grow two sets of teeth in a lifetime.

2. If you have a full set of teeth, you will have 32 altogether.



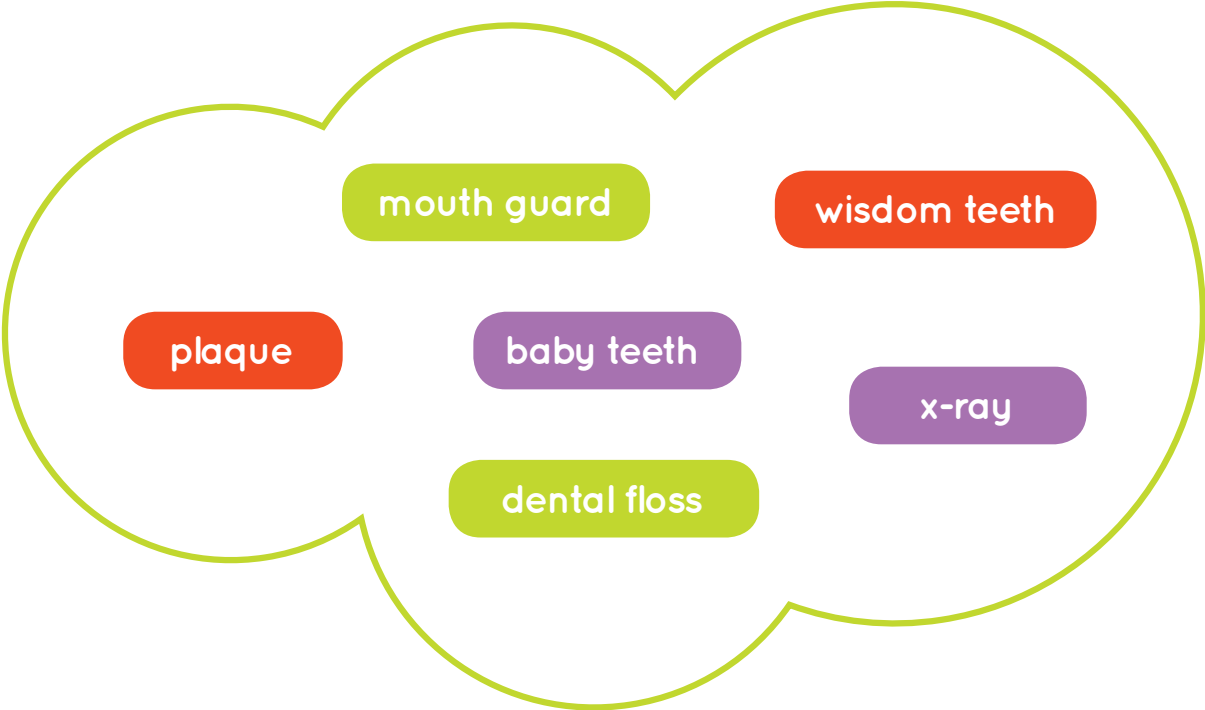
3. You can get holes in your teeth if you do not clean away leftover food.

4. If a tooth gets a hole in it the dentist can fix it.

Activity 8 | Hei mahi 8



See if you can find out more about any of the facts on the previous page or any facts about the things below.



Ask someone or look in a book or on the Internet to find your facts.

Activity 9 | Hei mahi 9

Learning Intention four

I will write facts about teeth.



Write your facts. Do a first draft on lined paper. Publish them here. Start each fact on a new line.

Facts about teeth

Multiple sets of horizontal dashed lines for writing facts.

Now write one fact about your own teeth.

A fact about my teeth

A single horizontal dashed line for writing a fact about one's own teeth.

Checking up Time



If you did a first draft for your writing, pin it to the back of this book.



Look back to check your work.



Tick the boxes and fill in the lines.



Yes

No

I know how many teeth I have.

I found out some facts about people's teeth.

I learnt these words



Assessment and evaluation

Complete the assessment and evaluation.

Return it to your teacher with your writing.

LEARNING INTENTION	NOT ATTEMPTED	HAD A GO	SUCCEEDED	DID VERY WELL	DID AN EXCELLENT JOB
I can talk about my ideas with my supervisor.					
I can read and say facts.					
I can write facts.					

Something new I learned

Something I would like my teacher to comment on

Supervisor comment

Teacher comment


Extra Paper

Handwriting practice area consisting of 20 horizontal dashed lines.

Extra Paper

Extra Paper

Handwriting practice area consisting of 20 horizontal dashed lines.



Copyright © 2012 Board of Trustees of Te Aho o Te Kura Pounamu, Private Bag 39992, Wellington Mail Centre, Lower Hutt 5045, New Zealand. All rights reserved. No part of this publication may be reproduced or transmitted in any form or by any means without the written permission of Te Aho o Te Kura Pounamu.

